

juni68

FLASCHENKIND

bottle-fed baby



content

1) Pattern

page 1 - 2

2) Gallery

page 3

Material: 50g pure Cotton, 180m/ 50g (197 yards/ 50g)

MANDARIN PETIT von SANDNES

Needle: 3,0

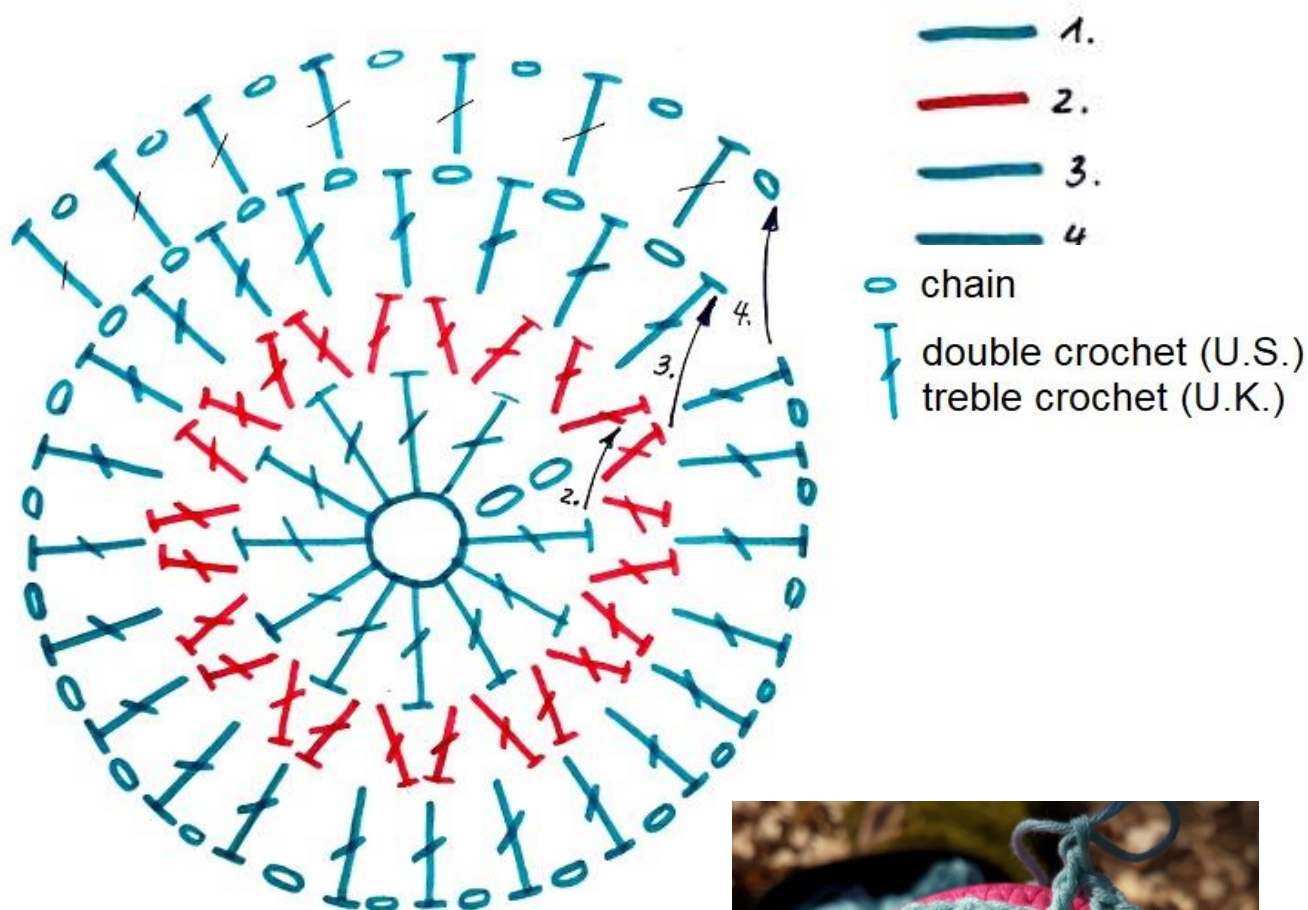
Tension: 6 double crochets [treble crochets] with following chain = 5 cm/ 2 inches

Pattern: *double crochets [treble crochets], chain * repeat between *

Using the U.S. Terms, U.K. in [...]

Start (do not turn and do not join at the end of rounds):

3 chain and 11 double crochet [treble crochet] in the first chain (1st round), continue with schematic:




The 3rd and 4th round are already without increases.

Repeat the 4th Round till you reach the height of your bottle.




First handle: 12 double crochet [treble crochet] without chain between, turn, 2 chain for the beginning of the next row, follow the schematic:



Work in rows till the handle measures 55 cm (21,5 inches).

Second Handle start with 2 chains, work 11 double crochet (U.S.) [treble crochet (U.K.)]. Sew the handles together.

If you like it, work single chrochet (U.S.) [double crochet (U.K.)] at the edge of the handles:



Happy crocheting!

Gallery

